

# Magnetic Pickups (MPUs)

## For Sensing Prime Mover Speed

### FUNCTION

To control the speed of a prime mover, speed controls compare actual speed to desired, or set speed. The speed sensor most often used to detect prime mover speed is the magnetic pickup (MPU).

When a magnetic material (usually a gear tooth driven by the prime mover) passes through the magnetic field at the end of the magnetic pickup, a voltage is developed. The frequency of this voltage is translated by the speed control into a signal which accurately depicts the speed of the prime mover.

### INSTALLATION

The MPU is usually mounted radially to the gear, either through the housing or on a rigid bracket. If the MPU must be mounted off the face of the gear, be sure to check for gear end play in addition to gear runout.

### TYPES OF MPUS

Magnetic pickups are available in different lengths and mounting thread sizes. Those commonly used with Woodward controls are listed on the next page.

The standard MPU requires a mating connector which is not included with the basic pickup. Be sure to order the complete assembly which includes the connector assembly and the MPU. Unless a standard pickup is ordered as a replacement, the complete assembly should be ordered to ensure that the connector will be available.



### SETTING THE GAP

The gap between the end of the MPU and the gear tooth is set at .25 mm to 1 mm (.010" to .040") at the closest point. The MPU will be damaged if it touches the moving gear. A properly installed MPU will provide as much as 50 Vac (rms); most Woodward controls require a minimum of 1.5 Vac at the lowest speed. Voltage decreases as the MPU is moved farther from the gear. If the gap between the pickup and the gear cannot be measured directly, it can be determined by counting the number of turns the pickup is backed away from the gear. One full turn counterclockwise will move the MPU out 0.0555" (1.5 mm for the metric model).

- Produces electrical frequency
- Easily installed on engine
- Requires no energizing circuit from control
- Used with all electronic controls
- Available for hazardous location installation

3800 N. Wilson Ave.  
 P.O. Box 3800  
 Loveland, CO, U.S.A.  
 80539-3800  
 Ph: 1 970-663-3900  
 Ph: 1 800-835-5182  
 Fax: 1 970-962-7050

www.woodward.com



### International Plants

- Australia, New South Wales
- Brazil, Campinas
- China, Tianjin
- Germany, Aken/Elbe & Kelbra
- India, Haryana
- Japan, Tomisato & Kobe
- Netherlands, Hoofddorp & Rotterdam
- Singapore
- United Kingdom, Reading, England, & Prestwick, Scotland
- United States, Colorado[2], Illinois[3], Michigan[2], New York, South Carolina, Tennessee

### Regional Sales Offices

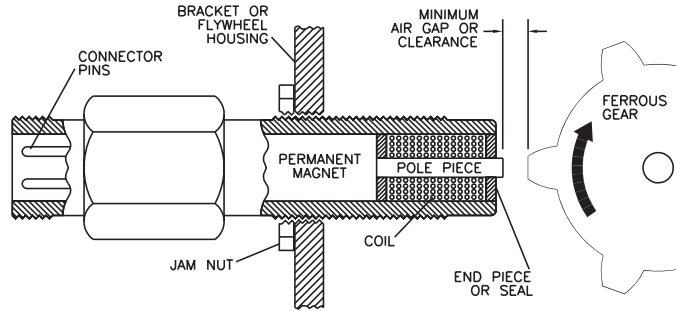
- Canada, Québec
- China, Beijing
- Czech Republic, Plzen
- Germany, Tettnang
- Korea, Pusan
- Mexico, Mexico City
- New Zealand, Christchurch
- Poland, Warsaw
- United Arab Emirates, Abu Dhabi
- United States, Alabama, California, Illinois, Pennsylvania, Texas, Washington

### Distributors & Service

Woodward has a network of distributors and service facilities. For your nearest representative call 1 800-835-5182 or see the Worldwide Directory on our web site.

CORPORATE HEADQUARTERS/  
 AIRCRAFT CONTROLS  
 Rockford, IL, U.S.A.  
 1 815-877-7441

This document is distributed for informational purposes only. It is not to be construed as creating or becoming part of any Woodward Governor Company contractual or warranty obligation unless expressly stated in a written sales contract.

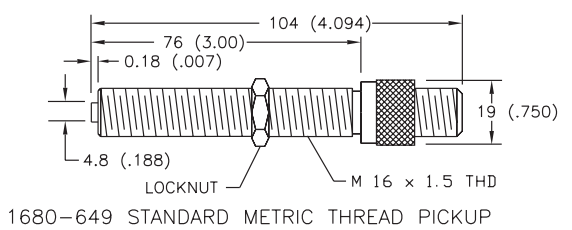
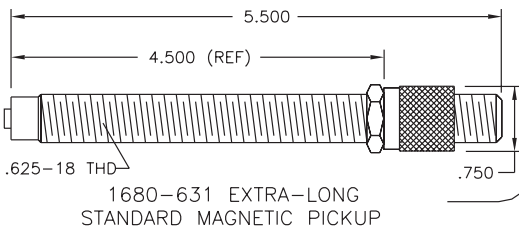
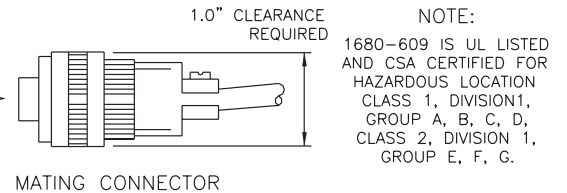
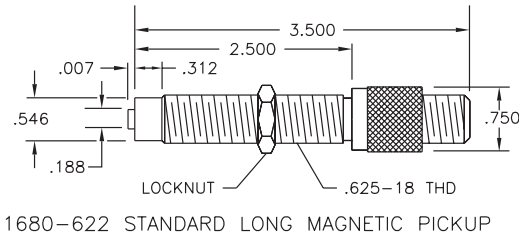
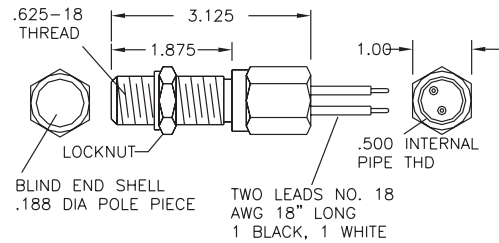
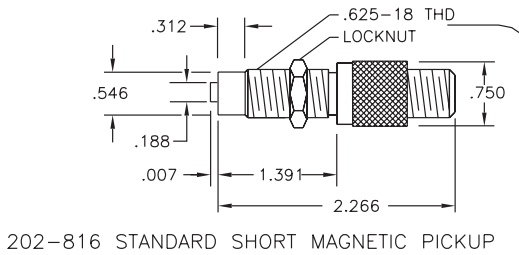


OUTPUT FREQUENCY OF MAGNETIC PICKUP IN HERTZ

$$\text{Hz} = \frac{\text{NO. OF GEAR TEETH} \times \text{GEAR RPM}}{60}$$

EN-0122  
 97-04-23

## MAGNETIC PICKUP



020-101  
 97-04-22

## OUTLINE DRAWING

For more information contact: