

New IntelliMains^{NT}

MAINS SUPERVISION CONTROLLER



Description

New Technology IntelliMains is a member of the Intelli family designed for multiple (up to 31) gen-sets operating in parallel to mains. IntelliMains^{NT} controller connects a group of gen-sets to the mains or groups of gen-sets among themselves.

IntelliMains^{NT} allows reverse synchronising of the gen-set group operating in multi-island mode to the mains or to another group of gen-sets, controls mains C.B. or bus-tie breaker, measures mains power, power factor, reactive and apparent power, 3 phase system import/export.

IntelliMains^{NT} controller is equipped with a powerful graphic display. Icons, symbols and bar graphs for intuitive operation together with high functionality set new standards in gen-set control.

Benefits

- ▶ Easy solution even of complex systems with one or more groups of gen-sets - less wiring and components
- ▶ Designed to work also as bus-tie synchronizer
- ▶ Graphical site schematic for easy site overview aggregates on one place all important system parameters
- ▶ Many types of communication easy supervision and servicing
- ▶ Perfect price/performance ratio




ComAp is a member of AMPS
(The Association of Manufacturers
of Power generating Systems)



ComAp products meet the highest standards, with every stage of production undertaken in accordance with the ISO certification obtained in 1998.

New **InteliMains^{NT}**

MAINS SUPERVISION CONTROLLER



Integrated fixed and configurable protections

- ▶ 3 phase integrated mains protections (U + f)
- ▶ Mains IDMT overcurrent + Shortcurrent protection
- ▶ Vector shift protection
- ▶ All binary/analogue inputs free configurable for various protection types: History record / Alarm only / Warning / AlarmList Indication / AlarmList+History Indication / Mains protection / Mains protection with fault Reset / Breaker Open / Breaker Open with fault Reset / Fail sensor
- ▶ Additional 160 programmable protections configurable for any measured value to create customer-specific protections

Common features

Integrated PLC programmable functions (same size as IS-NT)

Selectable measurement ranges for AC voltages and currents 120 / 277 V, 0-1 / 0-5 A = High voltage applications support

Inputs and outputs configurable for various customer needs

RS232/RS485 interface with ModBus support; Analog/GSM/ISDN/CDMA modem support; SMS messages

Event-based history (up to 500 records) with customer-selectable list of stored values; RTC; statistic values

Interface to remote display unit (IG-Display)

Dimensions 180x120 mm (front panel)

Sealed to IP 65

IM-NT Features (MCB+MGCB mode)

AMF function based on mains failure, outputs a signal to start the gen-set group

Many SPtM-equivalent mains parallel modes (SysBaseload, Analog Extern SysBaseload, Import/Export, Analog Extern Import/Export, Temp By Power)

Peak shaving

Test mode (Test on load for the complete gen-set group)

Two application layouts - MCB only or MCB+MGCB control (see schematics)

Mains measurement: U, I, Hz, kW, kVA, PF, kWh exp., kWh imp., kVAhr exp., kVAhr imp.

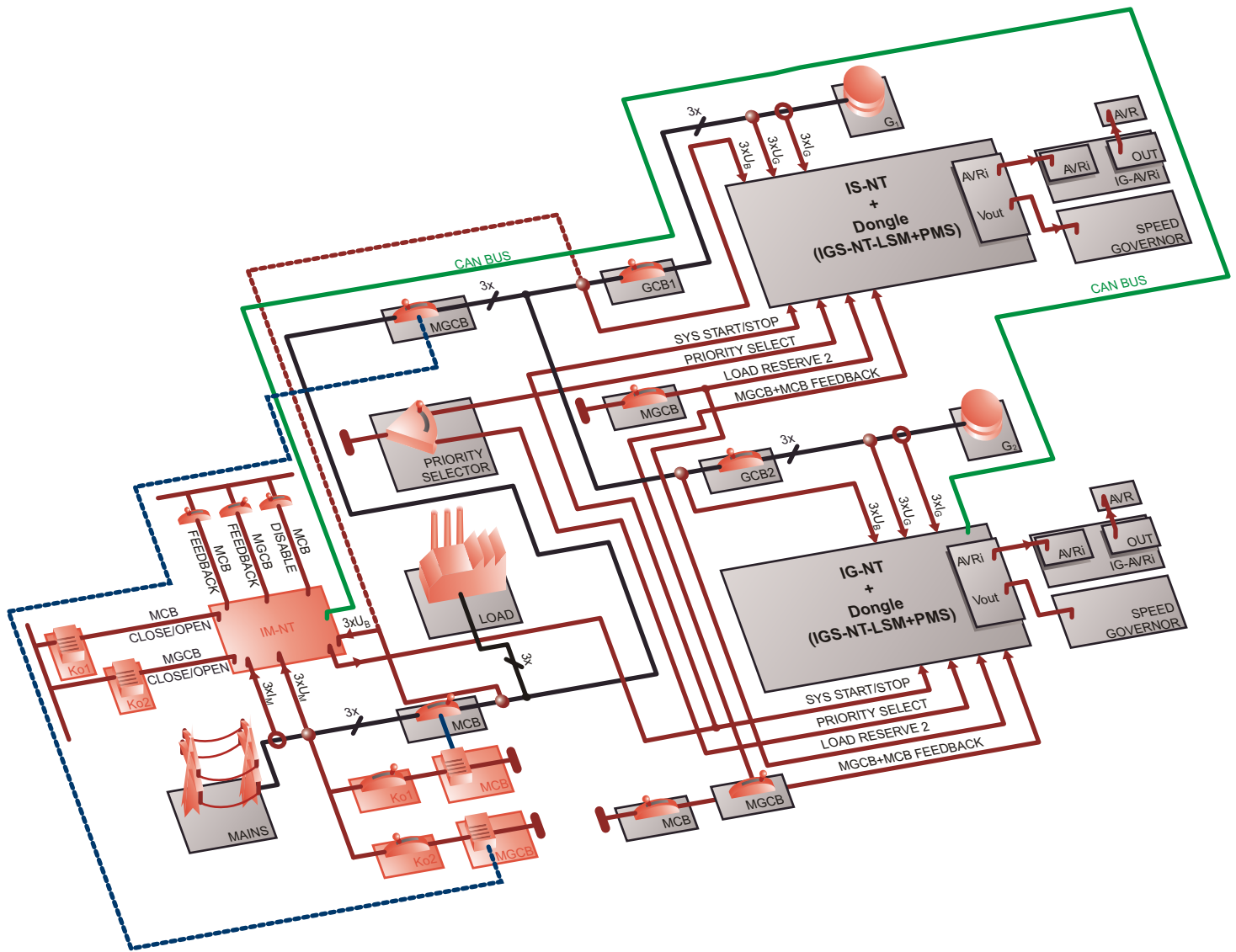
Bus measurement: U, I, Hz

Sum gen-sets kWh and kVAhr

Selectable partial or full MCB and/or MGCB control

Load Shedding - 3 steps; selectable based on gen-sets power or mains import

High voltage application support - AC voltage measurement range selectable 277/120V



Communication extension features

- ▶ **IG-IB** (Ethernet/Internet communication support; multiple gen-set control via Internet; active e-mails on gen-set failure; Internet dial-up / callback function)
- ▶ **I-LB/I-LB+** (direct, modem or USB connection (USB available in + version only); control of multiple gen-sets; RS485 / ModBus support for direct connection; Analog/GSM/ISDN/CDMA modem support; modem callback function)
- ▶ **I-CR** (CAN Repeater module; allows an extension of the standard CAN bus length)
- ▶ **InteliMonitor** - free PC SCADA software for supervision of single or multiple controllers (IG/IS-NT, IG, IS, ID); configurable site structure; easy site overview, data logging, graphs, common history log; direct / modem / Internet connection
- ▶ **GenConfig** - free configuration tool for IG/IS-NT controllers; allows full configuration of an NT controller and it's peripherals

Extension features

- ▶ up to 10x **IS-AIN8** (8 analogue configurable inputs; 2 or 3 wire resistive sensors; voltage, current sensors; thermocouples)
- ▶ up to 4x **IS-BIN16/8** (16 binary inputs, 8 binary outputs, galvanic separated I/O)
- ▶ up to 4x **I-AOUT8** (8 analogue configurable outputs)
- ▶ up to 4x **IGS-PTM** (4 analogue inputs, 1 analogue output; 8 binary inputs, 8 binary outputs)
- ▶ up to 4x **IGL-RA15** (15 green / amber / red LED indicators)
- ▶ **IG-Display**; graphical remote display; distance from the controller up to 1 km; (LT) (GC) (Marine) modifications available

HW modification codes

Order code IM-NT (LT) (GC) (Marine)


LT = Low Temperature; display equipped with heating foil for operation down to -30°C

GC = Graphical Characters; besides of standard european latin character sets, one additional font (12x12, e.g. chinese) can be shown on the display

Marine = HW approved from Marine certifying authorities

NEW TECHNOLOGY RANGE OF CONTROLLERS

BASIC TYPE TABLE	BINARY INPUTS	BINARY OUTPUTS	ANALOG INPUTS	ANALOG OUTPUTS	COMMUNICATION PORTS	AC MEASUREMENT RANGES (GEN., MAINS/BUS)	REMOTE DISPLAYS	INTEGRATED PLC
IG-EE	6	6	-	-	1x RS232/RS485	277 V, 0-5 A	1x IG-Display	standard
IG-EEC	6	6	-	-	2x RS232/RS485, USB	120 / 277 V, 0-1 / 0-5 A	1x IG-Display	standard
IG-NT	12	12	3	-	1x RS232/RS485	277 V, 0-5 A	1x IG-Display	standard
IG-NTC	12	12	3	-	2x RS232/RS485, USB	120 / 277 V, 0-1 / 0-5 A	1x IG-Display	standard
IS-NT-BB	16	16	4	1	2x RS232/RS485, USB	120 / 277 V, 0-1 / 0-5 A	up to 3x IS-Display	extended
IM-NT	6	6	-	-	1x RS232/RS485	120 / 277 V, 0-1 / 0-5 A	1x IG-Display	extended



IntelliMains is a mains supervision controller, which integrates mains protections, mains-parallel control of a group of gen-sets and many other related features. It also contains an integrated PLC for easier complex system setup.

For more information about our products and solutions visit our web-pages

www.comap.cz



MANUFACTURER:

ComAp, spol. s r. o.
Czech Republic
Phone: +420 266 790 611
Fax: +420 266 316 647
E-mail: info@comap.cz
Internet: www.comap.cz

LOCAL DISTRIBUTOR/PARTNER

